

Type 4, 4X Mild Steel and Stainless Steel Consolelet *Series 2000*

Modular Console System



Application

- Serves as an economical housing for operator interface applications.
- Provides an ideal sloped surface for mounting keyboards, switches, indicator lights, and/or dials.
- Provides panel mounting capabilities for a variety of applications. Generally used as a stand alone enclosure. Possible to put side by side with base on a single plinth (ie. 36" wide consolelet with 24" base with terminal all together on a 60" plinth).
- Optional casters (require plinth) allow for a completely mobile, NEMA rated work station.
- Smooth lines and clean edges provide an attractive, contemporary appearance.

Standards

- UL 508 Type 3R, 4,12
- CSA Type 3R, 4, 12, 13
- EIA RS-310-D
- Complies with
 - NEMA Type 3R, 4, 12
 - IEC 60529, IP66

Construction

- UL 508 Type 3R, 4, 4X, 12
- CSA Type 3R, 4, 4X, 12
- Complies with
 - NEMA Type 3R, 4, 4X, 12
 - IEC 60529, IP66

Finish

- Formed 14 gauge steel bodies with 14 gauge steel door and lid.
- Also offered with formed 14 gauge 304 stainless steel bodies with 14 gauge 304 stainless steel door and lid.
- Smooth, continuously welded seams without knockouts or holes.
- Body stiffeners are provided where required for increased strength and rigidity.
- Offered in 4 widths 24", 36", 48" and 60".
- Has solid sides and back, solid door on front, 3 point adjustable lid on sloped (20°) top, and closed bottom with removable access panel.
- 24" and 36" widths have single door on the front whereas 48" and 60" widths have two outside hinged doors on the front.
- Doors can be hinged from either side on 24" and 36" units.
- Door profiles provide increased strength and are pre-punched to provide mounting options.

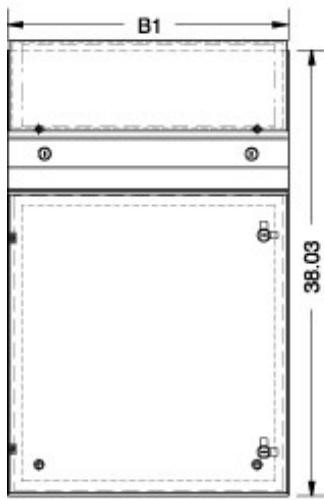
- Formed lip on enclosure excludes flowing liquids and contaminants.
- Slotted quarter turn oil-tight latches secure the door and lid, with optional tamper resistant and locking latches available.
- Stainless steel models utilize stainless steel hardware.
- Oil resistant gaskets are permanently secured and mechanically retained.
- Features internal stud locations for mounting optional inner panel.
- A bonding screw is provided on the door and a grounding stud is provided in the enclosure.

Accessories

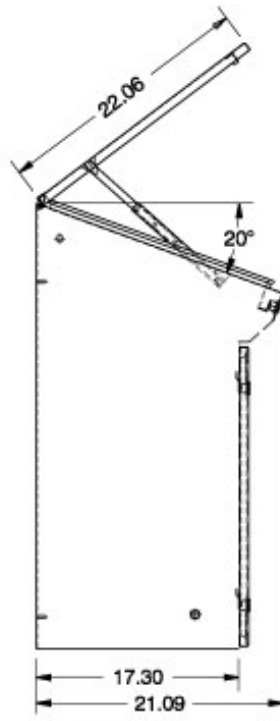
- Available in RAL 7035 light gray textured powder coating and natural stainless steel with a smooth, brushed finish.

Accessories

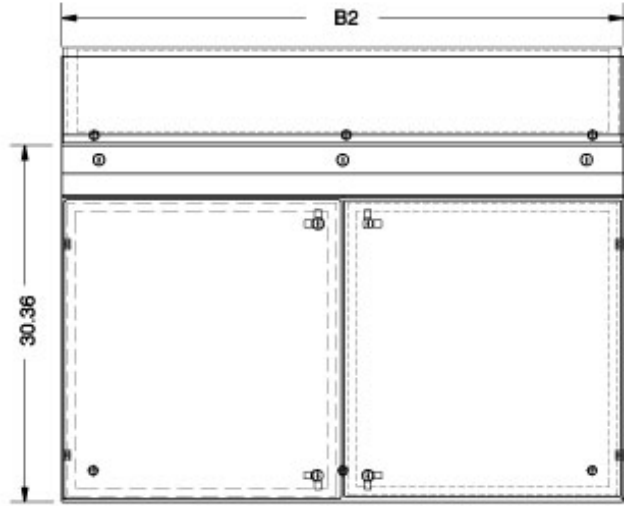
- | | |
|---------------------------|-----------------------|
| • Cooling Products | • Blowers and Fans |
| • Filtered Fans | • Rack Mount Fan Tray |
| • Heaters | • Footrest |
| • Modular Plinth | • Consolet Panel |
| • Mobile Keyboard Support | • Ground Wire Kits |




Front View - Single Door



Side View (Either)



Front View - Double Door



Enlarged Inside View of Door on Sloped Surface (Either)

RAL 7035 Light Gray Part No.	Stainless Steel Part No.	B1	B2
2CLC2024	2CSC2024	24.00	-
2CLC2036	2CSC2036	36.00	-
2CLC2048	2CSC2048	-	48.00
2CLC2060	2CSC2060	-	60.00

Data subject to change without notice