

# High Frequency Ceramic Solutions

## 900 MHz Low Pass Filter

P/N 0892LP07A0136

Detail Specification: 5/15/2018

Page 1 of 2

### General Specifications

Part Number	0892LP07A0136	Return Loss	9.5 dB min.
Frequency (MHz)	824 - 960	Impedance	50 Ω
Insertion Loss	0.7 dB max.	Operating Temperature	-40 to +85°C
Attenuation (min.)	18 dB @ 1648 - 1920 MHz	Reel Quantity	10,000
Attenuation (min.)	25 dB @ 2472 - 2880 MHz	Input Power	500 mW max.
Attenuation (min.)	25 dB @ 3296 - 3840 MHz		

### Part Number Explanation

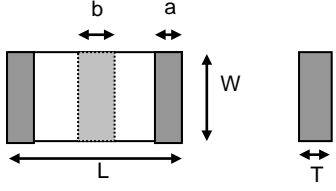
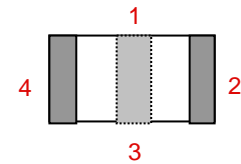
P/N Suffix	Packaging Style	Bulk	Suffix = S	Eg. 0892LP07A0136S
		T & R	Suffix = T	Eg. 0892LP07A0136T
	Termination	AgPt	Suffix = None	Eg. 0892LP07A0136(S or T)
	EVB Board	0892LP07A0136-EB-SMA (2 female SMA connectors)		

### Terminal Configuration

No	Function
1	GND
2	OUT
3	GND
4	IN

### Mechanical Dimensions

	In	mm
L	0.039 ± 0.002	1.00 ± 0.05
W	0.020 ± 0.002	0.50 ± 0.05
T	0.015 ± 0.002	0.38 ± 0.05
a	0.006 ± 0.004	0.15 ± 0.10
b	0.010 ± 0.004	0.25 ± 0.10

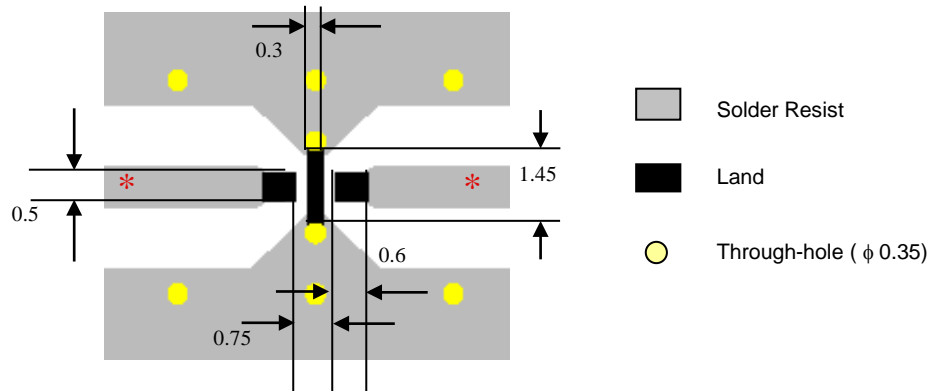



### Mounting Considerations

Mount these devices with brown mark facing up.

Line width should be designed to provide 50 Ω impedance matching characteristics.

Units: mm



Johanson Technology, Inc. reserves the right to make design changes without notice.

All sales are subject to Johanson Technology, Inc. terms and conditions.

# High Frequency Ceramic Solutions

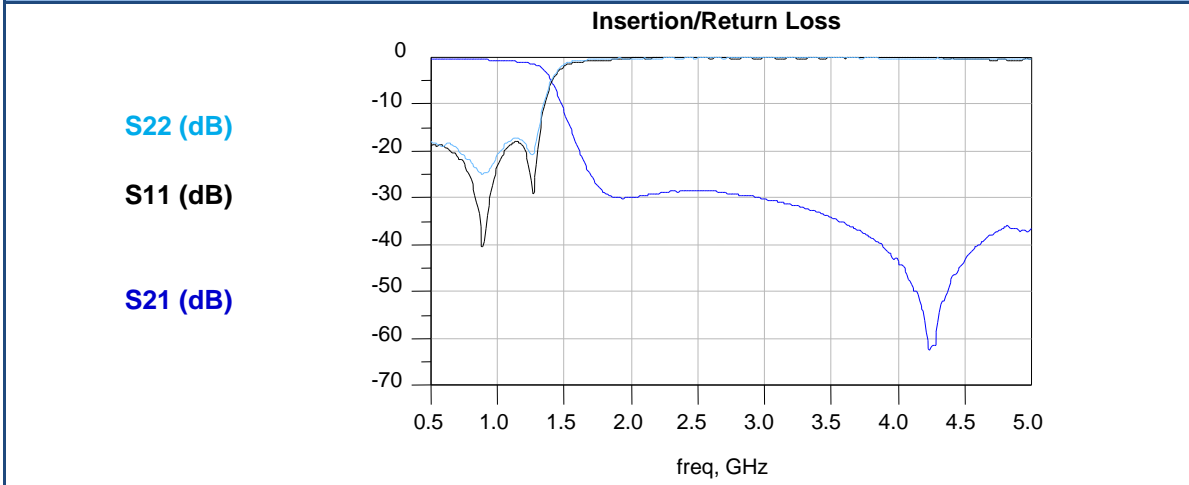
**900 MHz Low Pass Filter**

**P/N 0892LP07A0136**

Detail Specification: 5/15/2018

Page 2 of 2

## Typical Electrical Performance (T=25°C)



## Packaging information

[www.johansontechnology.com/tape-reel-packaging](http://www.johansontechnology.com/tape-reel-packaging)

## Soldering Information

[www.johansontechnology.com/typical-soldering-profile.html](http://www.johansontechnology.com/typical-soldering-profile.html)

## RoHS Compliance

[www.johansontechnology.com/rohs-compliance](http://www.johansontechnology.com/rohs-compliance)

## MSL Info

[www.johansontechnology.com/msl-rating](http://www.johansontechnology.com/msl-rating)

## To Download Measured S-parameters for Evaluation and Simulation:

[www.johansontechnology.com/low-pass-filters](http://www.johansontechnology.com/low-pass-filters)

## For layout review contact our Applications Team at:

[www.johansontechnology.com/ask-a-question](http://www.johansontechnology.com/ask-a-question)

## Mini SMD Chip Antennas at:

[www.johansontechnology.com/antennas](http://www.johansontechnology.com/antennas)

Johanson Technology, Inc. reserves the right to make design changes without notice.

All sales are subject to Johanson Technology, Inc. terms and conditions.



Ver 1.0

[www.johansontechnology.com](http://www.johansontechnology.com)

4001 Calle Tecate • Camarillo, CA 93012, USA • TEL +1.805.389.1166

2018 Johanson Technology, Inc. All Rights Reserved