


# EMG 17-REL/KSR-G 24/2E/SO38


Order No.: 2941646



<http://eshop.phoenixcontact.de/phoenix/treeViewClick.do?UID=2941646>

Relay module for high continuous currents, with soldered-in relay, contacts (AgSnO): medium to large loads, 1 N/O contact, input voltage 24 V DC, limiting continuous current 10 A, with 2 inputs for manual/automatic



Commercial data	
GTIN (EAN)	 4 017918 080556
sales group	G070
Pack	10 pcs.
Customs tariff	85364190
Catalog page information	Page 137 (IF-2009)

### Product notes

WEEE/RoHS-compliant since:  
05/02/2006



<http://www.download.phoenixcontact.com>  
Please note that the data given here has been taken from the online catalog. For comprehensive information and data, please refer to the user documentation. The General Terms and Conditions of Use apply to Internet downloads.

Technical data	
<b>Coil side</b>	
Nominal input voltage $U_N$	24 V DC
Input voltage range in reference to $U_N$	0.9 ... 1.1
Nominal input current at $U_{IN}$	23 mA

Typical response time	9 ms
Typical release time	10 ms
Operating voltage display	Automatic: Yellow LED, Manual: Red LED
Type of protection	Free-wheeling diode
Protective circuit/component	Damping diode

#### Contact side

Contact type	Single contact, 1 N/O contact
Contact material	AgSnO
Maximum switching voltage	250 V AC/DC
Maximum inrush current	120 A (20 ms)
Limiting continuous current	10 A
Interrupting rating (ohmic load) max.	240 W (at 24 V DC) 120 W (for 48 V DC) 85 W (for 60 V DC) 70 W (for 110 V DC) 90 W (for 220 V DC) 100 W (for 250 V DC) 2500 VA (for 250 V AC)
Interrupting rating (lamp load) max.	(on request)

#### General data

Width	17.5 mm
Height	75 mm
Depth	62.5 mm
Test voltage relay winding/relay contact	4 kV AC (50 Hz, 1 min.)
Ambient temperature (operation)	-20 °C ... 50 °C
Ambient temperature (storage/transport)	-20 °C ... 70 °C
Operating mode	100% operating factor
Mechanical service life	3 x 10 <sup>7</sup> cycles
Standards/regulations	IEC 60664 EN 50178 IEC 62103
Rated surge voltage / insulation	safe isolation
Pollution degree	2
Surge voltage category	III
Mounting position	Any

### Connection data

Type of connection	Screw connection
Conductor cross section solid min.	0.2 mm <sup>2</sup>
Conductor cross section solid max.	4 mm <sup>2</sup>
Conductor cross section stranded min.	0.2 mm <sup>2</sup>
Conductor cross section stranded max.	2.5 mm <sup>2</sup>
Conductor cross section AWG/kcmil min.	24
Conductor cross section AWG/kcmil max	12
Stripping length	8 mm
Screw thread	M3

### Certificates / Approvals



Certification GOST

### Accessories

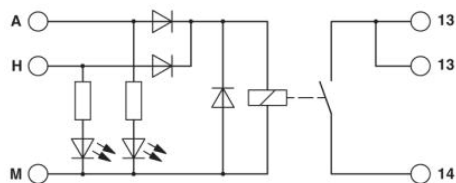
Item	Designation	Description
------	-------------	-------------

### Marking

2947035	EMG-GKS 12	Equipment marker, width 12 mm
---------	------------	-------------------------------

### Diagrams/Drawings

Circuit diagram



**Address**

PHOENIX CONTACT Deutschland GmbH  
Flachmarktstr. 8  
32825 Blomberg, Germany  
Phone +49 5235 3 12000  
Fax +49 5235 3 41200  
<http://www.phoenixcontact.de>



© 2011 Phoenix Contact  
Technical modifications reserved;