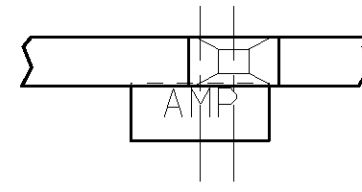
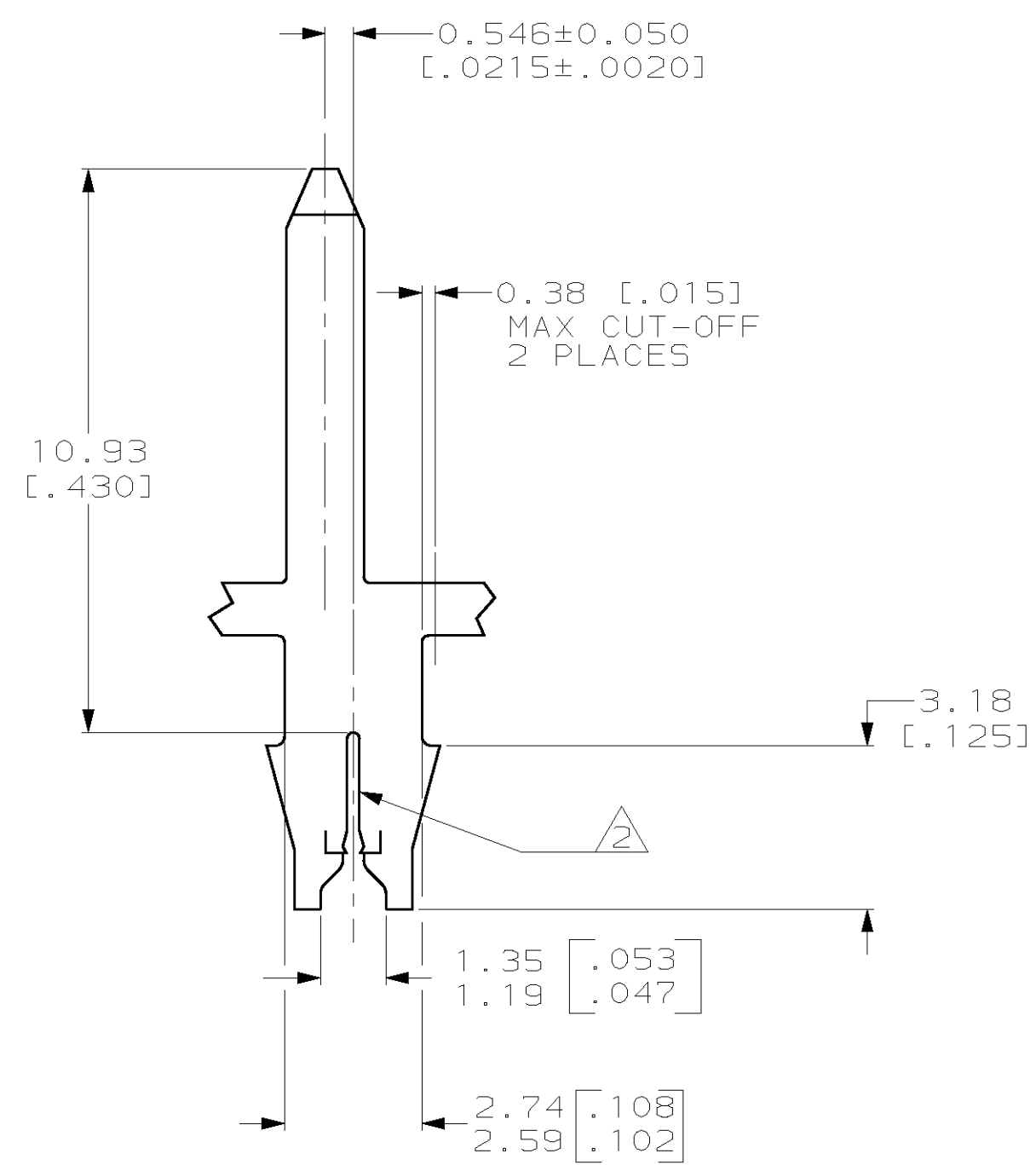
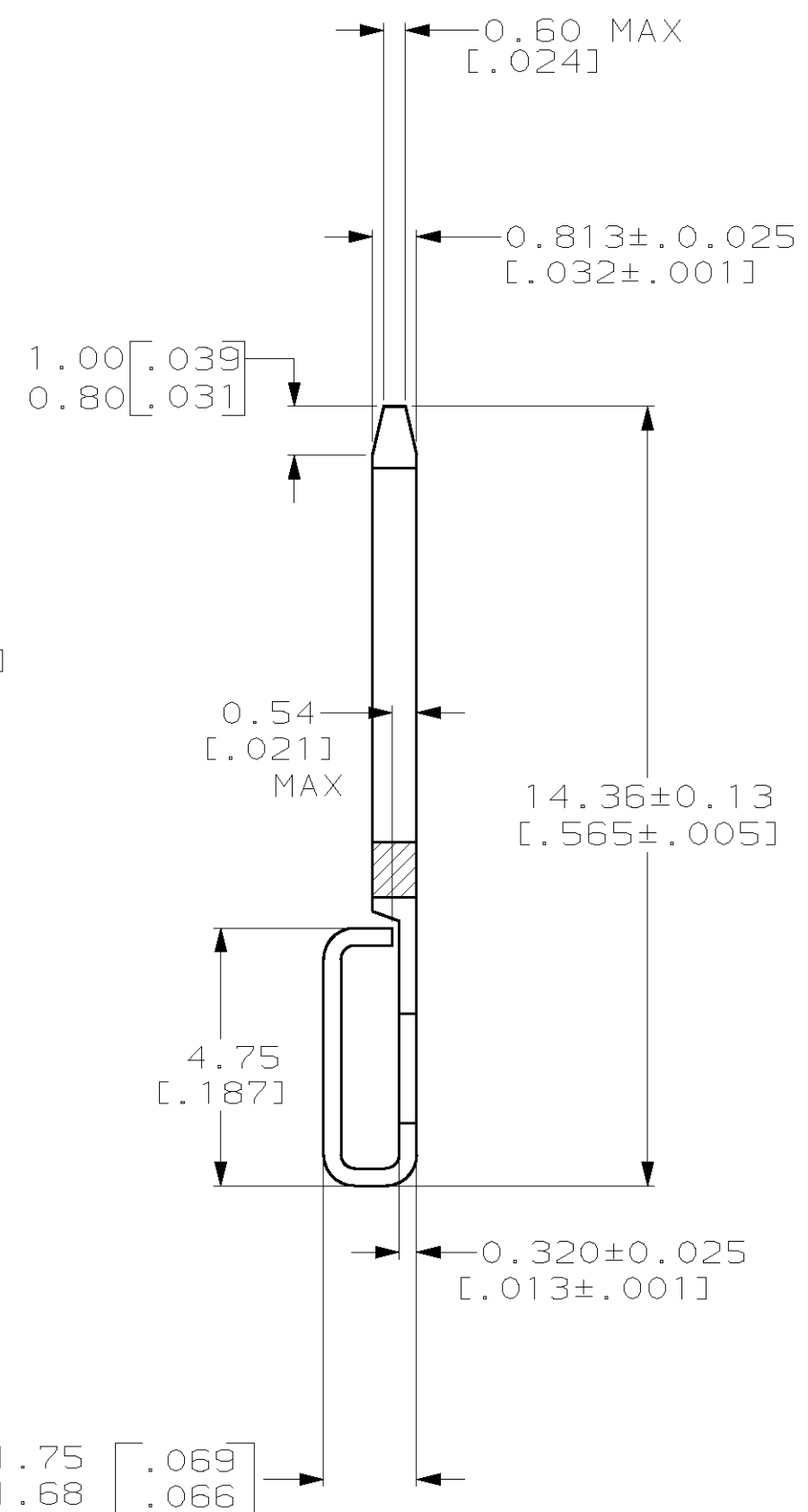
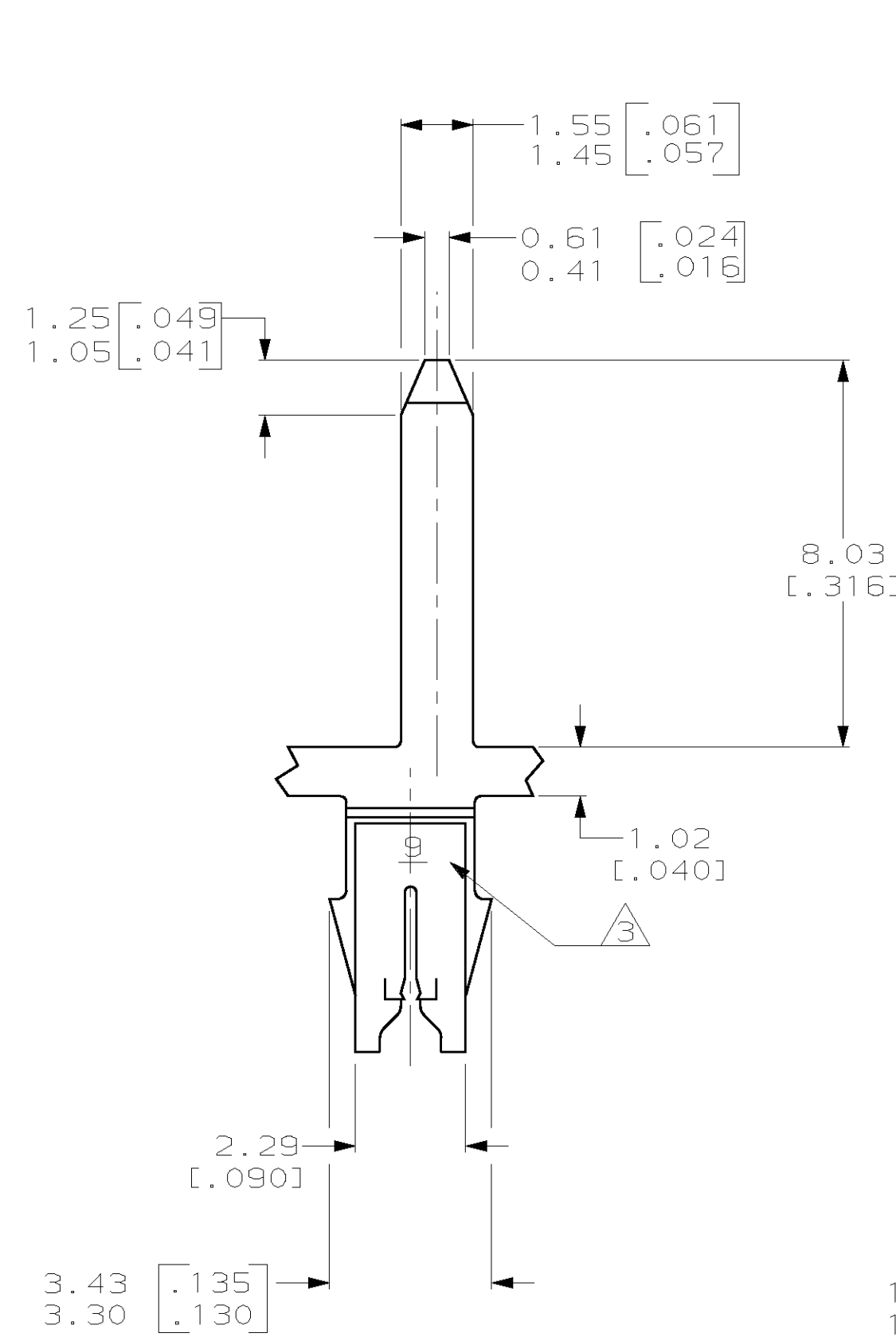


THIS DRAWING IS UNPUBLISHED. RELEASED FOR PUBLICATION
 (C) COPYRIGHT 19 BY AMP INCORPORATED. ALL RIGHTS RESERVED.

LOC		DIST		REVISIONS			
P	LTR	DESCRIPTION	DATE	DWN	APVD		
AF	50	B	REVISED PER 063A-0171-02	11APR02	MF	KR	



- 1 CONTINUOUS STRIP ON REELS WITH TERMINALS LOCATED ON 5.08±0.08 [.200±.003] CENTERS.
- 2 SLOT ACCEPTS 0.36-0.45mm [#27-#25] AWG COPPER MAGNET WIRE
- 3 IDENTIFICATION NUMBER 9 FOR WIRE SLOT SIZE.
- 4 0.002032 [.000080] MIN TIN PLATE OVER 0.00254 [.000100] MIN COPPER UNDERPLATE.



1217641-1
PART NUMBER

THIS DRAWING IS A CONTROLLED DOCUMENT.		DWN	15MAY2001	AMP Incorporated Harrisburg, PA 17105-3608			
		CHK	15MAY2001				
		APVD	15MAY2001				
		NAME	KURT A. RANDOLPH				
DIMENSIONS:	TOLERANCES UNLESS OTHERWISE SPECIFIED:	PRODUCT SPEC		TAB, 1.50 [.059] SERIES, RIGHT HAND, 187 SERIES MAG-MATE™			
mm [INCHES]	0 PLC ±- 1 PLC ±- 2 PLC ±0.25 [.010] 3 PLC ±- 4 PLC ±- ANGLES ±-	108-2012					
		APPLICATION SPEC		SIZE	CAGE CODE	DRAWING NO	RESTRICTED TO
		114-2069		A2	00779	1217641	-
MATERIAL		FINISH		WEIGHT	SCALE		SHEET
H04 PRE-MILLED BRASS		4 -		-	8:1		1 OF 1
CUSTOMER DRAWING				REV		B	

1217641