


Cable Spacer

specifications

Cable spacer shall be used with approved cable ties at intervals of not greater than 8 inches (203.2mm) to maintain separation between wires in order to prevent relative motion between harnesses in critical applications. The spacer design shall provide smooth, rounded edges in order to not accelerate abrasion between itself and a wire bundle. The spacer shall maintain a distance between parallel wires of greater than 0.5 inch (12.70mm) or alternatively 0.3 inch (7.62mm), and shall maintain a distance between perpendicular wires at greater than 0.3 inch (7.62mm). The cable spacer shall weigh less than 0.75 gram.



technical information

Material:	Polyetheretherketone (PEEK)
Flammability:	UL 94V-0 with low smoke and toxicity
Application temperature:	-76°F to 500°F (-60°C to 260°C)
Color specifications:	Light brown
Military specifications:	Material meets MIL specification MIL-P-46183; approved for use by the Department of Defense
Halogen-free:	Yes
Environmental compliance:	Compliant per European Directive 2002/95/EC on the Restriction of Hazardous Substances (RoHS)
Oxygen index:	35
Radiation resistance:	1 x 10 ⁹ Rads

key features and benefits

Multi-functional	Combines the functionality of three different products into one easy-to-use device that maintains reliable separation between wires; reduces inventory SKU's and simplifies installation; reduces raw material stocking requirements
Abrasion resistant	Designed to minimize relative motion and abrasion between adjacent wire harnesses and between itself and wiring to reduce long-term wiring degradation; complies with major industry regulations and guidelines which aids acceptance by compliance engineers
Strong and light-weight	Optimized to provide exceptional strength in a small footprint and very light-weight configuration is preferred for aerospace wire management applications

applications

All wires and harnesses installed in aircraft must be securely fastened to prevent relative motion between harnesses that can cause abrasion resulting in potential failure of the electrical system. The Panduit cable spacer minimizes relative motion and abrasion between wires by using a specified cable tie to secure two adjacent wires or wire bundles.

The spacer also incorporates best practices in design and manufacturing to minimize any potential abrasion caused by contact between the spacer and the wire which it secures. It can be used in multiple orientations to address the majority of spacing needs in pressurized or unpressurized areas of the aircraft.

Cable Spacer

Use with *Miniature, Intermediate, and Standard cross section cable ties:* CSMS-D71

Related Products

Pan-Ty[®] Cable Ties – PEEK Material

Max. bundle diameter

0.87 In. (22mm):	PLT1M-C71
1.38 In. (35mm):	PLT1.5M-C71
1.88 In. (48mm):	PLT2S-C71

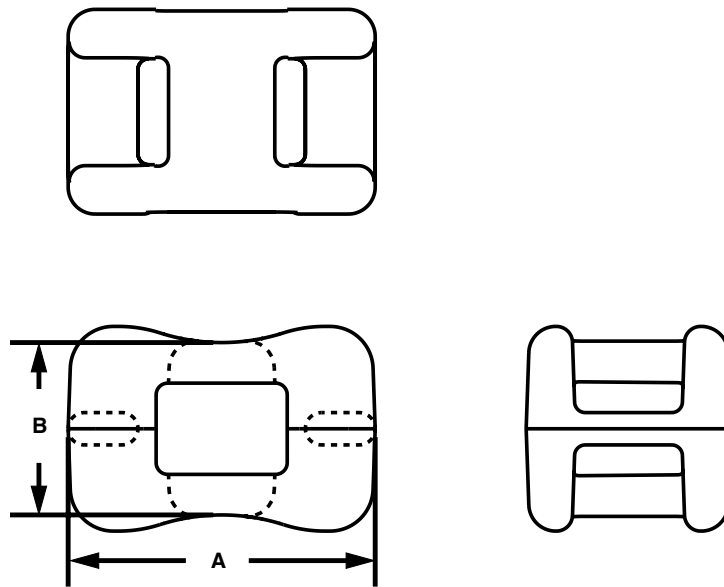
Contour-Ty[®] Cable Ties –

Heat Stabilized Nylon 6.6 Material

Max. bundle diameter

1.00 In. (25mm):	CBR1M-M30
1.50 In. (38mm):	CBR1.5I-M30
2.00 In. (51mm):	CBR2S-M30
3.00 In. (76mm):	CBR3S-M30
4.00 In. (102mm):	CBR4S-M30

Cable Spacer




sizes and dimensions


Part Number	Used with Cable Ties [‡]	Material	Color	Environment	Mounting Method	Length A		Width B	
						In.	mm	In.	mm
CSMS-D71	M, I, S	PEEK	Light Brown	Indoors	Cable Ties	0.57	14.5	0.32	8.13

[‡]Cable tie cross section sizes: M = Miniature, I = Intermediate, and S = Standard.


This multifunctional spacer can be used in a variety of configurations to suit the appropriate application.




Shorter spacing,
parallel



Shorter spacing,
perpendicular



Longer spacing,
parallel



Longer spacing with one
cable tie, parallel

WORLDWIDE SUBSIDIARIES AND SALES OFFICES

PANDUIT CANADA
Markham, Ontario
cs-cdn@panduit.com
Phone: 800.777.3300

PANDUIT EUROPE LTD.
London, UK
cs-emea@panduit.com
Phone: 44.20.8601.7200

PANDUIT SINGAPORE PTE. LTD.
Republic of Singapore
cs-ap@panduit.com
Phone: 65.6305.7575

PANDUIT JAPAN
Tokyo, Japan
cs-japan@panduit.com
Phone: 81.3.6863.6000

PANDUIT LATIN AMERICA
Guadalajara, Mexico
cs-la@panduit.com
Phone: 52.33.3777.6000

PANDUIT AUSTRALIA PTY. LTD.
Victoria, Australia
cs-aus@panduit.com
Phone: 61.3.9794.9020

For a copy of Panduit product warranties, log on to www.panduit.com/warranty

For more information

Visit us at www.panduit.com

Contact Customer Service by email: cs@panduit.com
or by phone: 800.777.3300 and reference WASP28

PANDUIT[®]

©2015 Panduit Corp.
ALL RIGHTS RESERVED.
WASP28--WW-ENG
Replaces WW-WASP20
11/2015