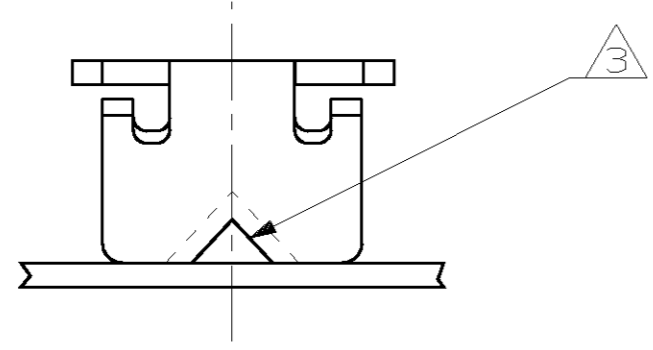


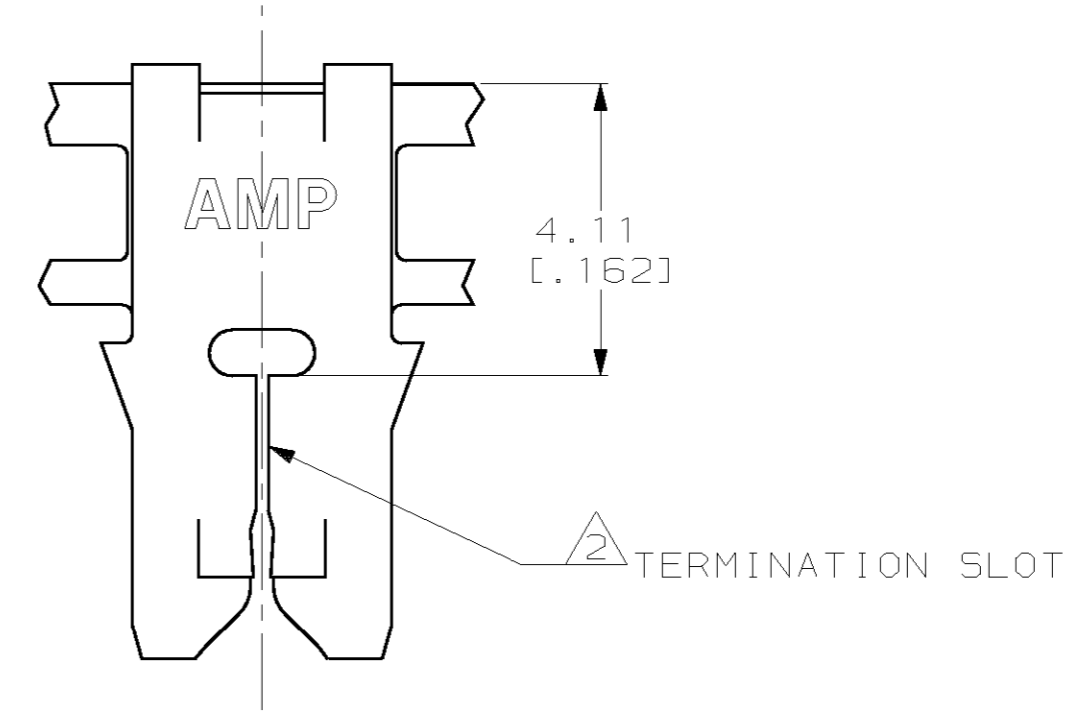
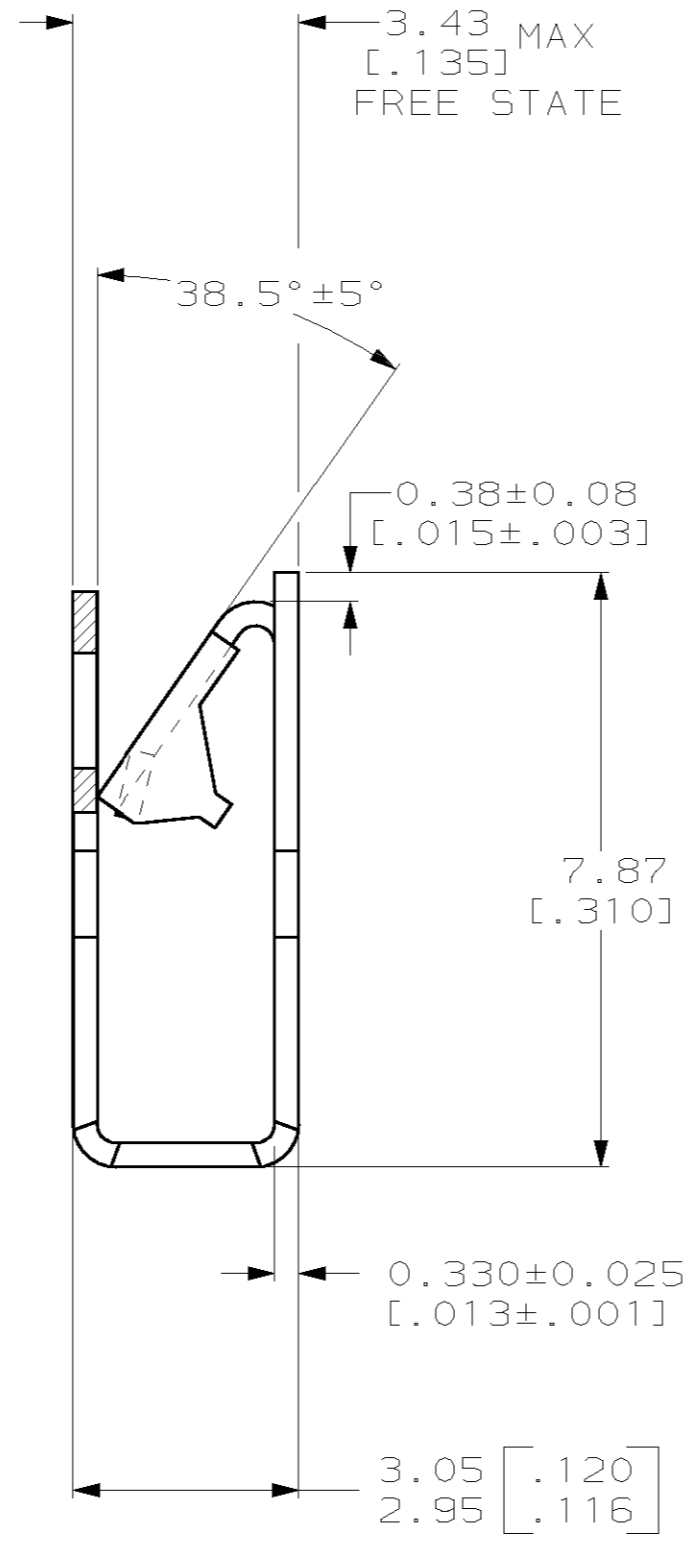
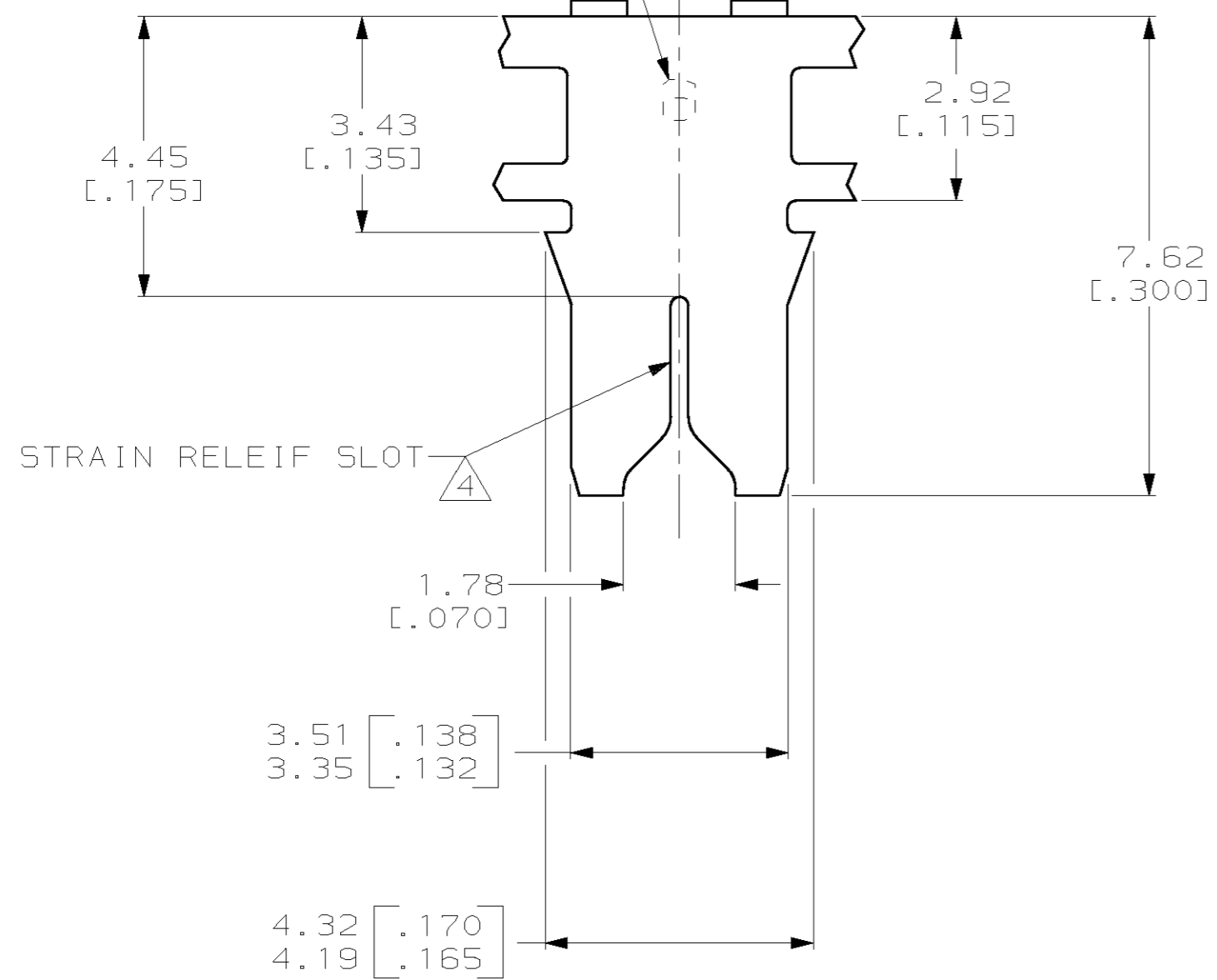
THIS DRAWING IS UNPUBLISHED. RELEASED FOR PUBLICATION .19
 © COPYRIGHT 19 BY AMP INCORPORATED. ALL RIGHTS RESERVED.

LOC		DIST		REVISIONS			
P	LTR	DESCRIPTION	DATE	DWN	APVD		
AF	50	C	REVISED PER 0G3A-0451-00	24JUL00	MF	KR	

- 1 CONTINUOUS STRIP ON REELS WITH TERMINALS LOCATED ON 5.59±0.08 [.220±.003] CENTERS.
- 2 SLOT TERMINATES A SINGLE MAGNET WIRE. COPPER RANGE: 0-.25-0.32mm [#30-#28] AWG.
- 3 POKE-IN ACCEPTS A 0.5-0.9mm² [#20-#18] AWG SOLID OR FUSED STRANDED LEAD WIRE.
- 4 SLOT ACCEPTS A SINGLE MAGNET WIRE. COPPER RANGE: 0-.29-0.32mm [#29-#28] AWG.
- 5 SPECIAL LABELING.
- 6 PRELIMINARY - NOT FOR PRODUCTION.



IDENTIFICATION NUMBER 6 FOR MAGNET WIRE RANGE



5	1217011-2	6
1217011-1		
PART NUMBER		

THIS DRAWING IS A CONTROLLED DOCUMENT.		DWN MICHAEL S. FEHER 12JUL2000	AMP Incorporated Harrisburg, PA 17105-3608	
DIMENSIONS: mm [INCHES]		CHK KURT A. RANDOLPH 12JUL2000	NAME KURT A. RANDOLPH	
TOLERANCES UNLESS OTHERWISE SPECIFIED: 0 PLC ±- 1 PLC ±- 2 PLC ±0.25 [.010] 3 PLC ±- 4 PLC ±- ANGLES ±-		APVD KURT A. RANDOLPH 12JUL2000	PRODUCT SPEC 108-2012	
MATERIAL 4M BRASS		FINISH 0.002032 [.000080] MIN TIN PLATE	APPLICATION SPEC 114-2046	RESTRICTED TO -
		WEIGHT -	SIZE A2	CAGE CODE 00779
		CUSTOMER DRAWING	DRAWING NO 1217011	SCALE 10:1
			SHEET 1	OF 1
			REV C	

1217011