


ELECTRICAL SPECIFICATIONS:

- | | | | |
|-----|---------------------------|------------------------------|--|
| 1.0 | URNS RATIO: | (P8-P6-P7) : (J6-J3) | : 1CT : 1 \pm 3% |
| | | (P2-P3-P1) : (J2-J1) | : 1CT : 1 \pm 3% |
| 2.0 | INDUCTANCE: | (P7-P8) | : 350uH MIN. @ 0.1V, 100KHz, 8mA DC Bias |
| | | (P1-P2) | : 350uH MIN. @ 0.1V, 100KHz, 8mA DC Bias |
| 3.0 | LEAKAGE INDUCTANCE: | P8-P7 (WITH J6 AND J3 SHORT) | : 0.3 MAX. @ 1MHz |
| | | P2-P1 (WITH J2 AND J1 SHORT) | : 0.3 MAX. @ 1MHz |
| 4.0 | INTERWINDING CAPACITANCE: | (P8,P6,P7) TO (J6,J3) | : 30pf MAX @ 1MHz |
| | | (P3,P2,P1) TO (J2,J1) | : 30pf MAX. @ 1MHz |
| 5.0 | DC RESISTANCE: | (J1-J2) | : 1.2 ohms Max. |
| | | (P8-P7) | : 1.2 ohms Max. |

NOTES

- 1.0 PINS WITHOUT ELECTRICAL CONNECTION ARE OMITTED.
- 2.0 ALL RESISTORS ARE \pm 5% TOLERANCE.



Bel Stewart Connector
 11118 Susquehanna Trail, South
 Glen Rock, Pa 17327-9199
 717.234.7512



<http://www.stewartconnector.com>

THIS DRAWING AND THE SUBJECT MATTER SHOWN THEREON ARE CONFIDENTIAL AND PROPERTY OF BEL STEWART CONNECTOR AND SHALL NOT BE REPRODUCED, COPIED, OR USED IN ANY MANNER WITHOUT PRIOR WRITTEN CONTENT OF BEL STEWART CONNECTOR. THE SUBJECT MATTER MAY BE PATENTED OR A PATENT MAY BE PENDING.

SHEET
1 OF 3

DRAWING NO.
SI-60202-F

REV.
13

RECEIVE

- 6.0 RETURN LOSS: 1MHz TO 30MHz : -18dB MIN.
30MHz TO 60MHz : -(19-20 LOG (f/30MHz))
60MHz TO 80MHz : -12dB MIN.
- 7.0 DIELECTRIC WITHSTAND: (J1, J2) TO (P1, P3) : 1500 VAC
(J3, J6) TO (P8,P7) : 1500 VAC
- 8.0 INSERTION LOSS: RS=RL=100 ohms : -1.0 dB MAX
1MHz TO 65MHz : -1.1 dB MAX
65MHz TO 100MHz
- 9.0 RISE TIME: RS=100 OHMS AND RL = 100 OHMS : 3.0 nS MAX
OUTPUT VOLTAGE = 1 V peak : 3.0 nS MAX
PULSE WIDTH= 112nS
- 10.0 CROSS TALK: 1MHz TO 100MHz : -35 dB TYP
- 11.0 COMMON TO COMMON MODE ATTENUATION: 1MHz TO 100MHz : -45dB TYP
100MHz TO 200MHz : -20dB MIN

Bel Stewart Connector
11118 Susquehanna Trail, South
Glen Rock, Pa 17327-9199
717.234.7512

MagJack[®]

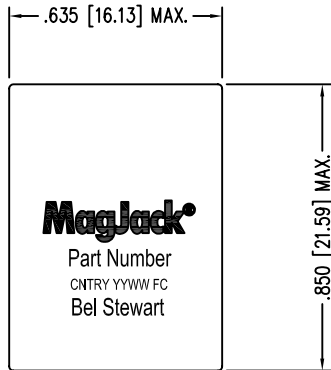
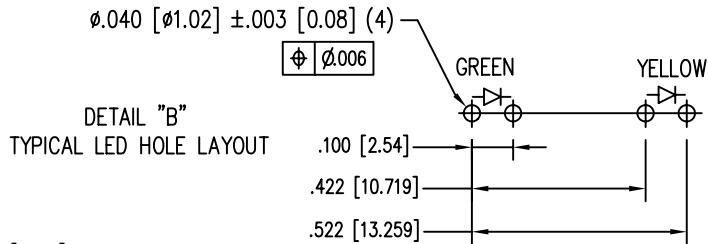
<http://www.stewartconnector.com>

THIS DRAWING AND THE SUBJECT MATTER SHOWN THEREON ARE CONFIDENTIAL AND PROPERTY OF BEL STEWART CONNECTOR AND SHALL NOT BE REPRODUCED, COPIED, OR USED IN ANY MANNER WITHOUT PRIOR WRITTEN CONTENT OF BEL STEWART CONNECTOR. THE SUBJECT MATTER MAY BE PATENTED OR A PATENT MAY BE PENDING.

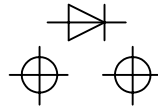
SHEET
2 OF 3

DRAWING NO. SI-60202-F

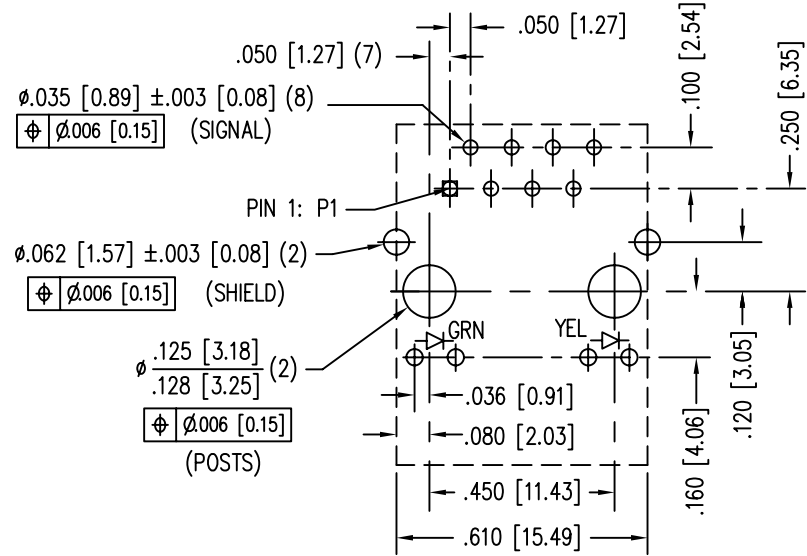
REV. 14



LED POLARITY
(ENLARGED VIEW)


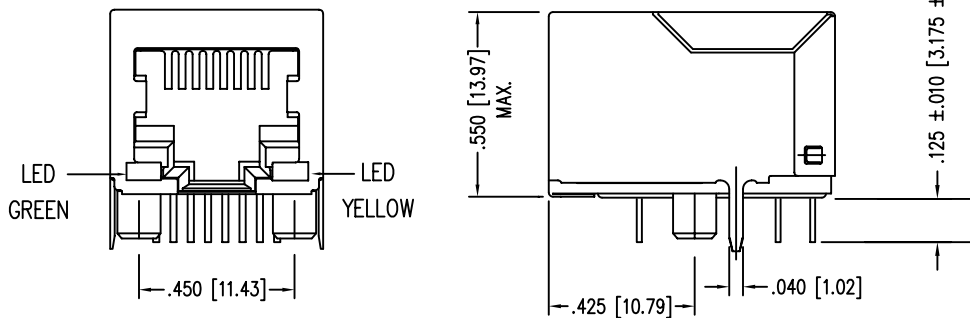


SINGLE COLOR LED



P.C.B. RECOMMENDED HOLE LAYOUT
SEEN FROM COMPONENT SIDE

ALL CENTERLINE DIMENSIONS ARE BASIC.



NOTES:

- CONNECTOR MATERIALS:
HOUSING: THERMOPLASTIC UL94 V-0
CONTACT/SHIELD: COPPER ALLOY
SHIELD PLATING: NICKEL OR TIN
CONTACT PLATING: SELECTIVE GOLD,
50 MICRO-INCHES MIN. IN CONTACT AREA.
- PIN NOT ELECTRICALLY CONNECTED MAYBE OMITTED.
SEE ELECTRICAL DRAWING FOR OMITTED PINS.
- TOLERANCES COMPLY WITH F.C.C. DIMENSION REQUIREMENTS.
- ALL TOLERANCES NOT OTHERWISE SPECIFIED TO BE ±.005 [0.13]
- REFLOW AND WAVE SOLDER COMPATIBLE -260°C FOR
10 SECONDS MAX.

LED SPECIFICATION			
STANDARD LED	WAVELENGTH	FORWARD V (MAX)	* (TYP)
GREEN	565 nm	2.5 V	2.2 V
YELLOW	590 nm	2.5 V	2.1 V

*WITH A FORWARD CURRENT OF 20 mA (TYP)

Bel Stewart Connector

11118 Susquehanna Trail, South
Glen Rock, Pa 17327-9199
717.234.7512

MagJack

<http://www.stewartconnector.com>

THIS DRAWING AND THE SUBJECT MATTER SHOWN THEREON ARE CONFIDENTIAL AND PROPERTY OF BEL STEWART CONNECTOR AND SHALL NOT BE REPRODUCED, COPIED, OR USED IN ANY MANNER WITHOUT PRIOR WRITTEN CONTENT OF BEL STEWART CONNECTOR. THE SUBJECT MATTER MAY BE PATENTED OR A PATENT MAY BE PENDING.

SHEET
3 OF 3

DRAWING NO.
SI-60202-F

REV.
04