

# Wire Wound Chip Balun Wide Band Transformer

ABT-8



RoHS / RoHS II Compliant



2.0 x 1.2 x 1.2mm

## FEATURES

- Small size and low profile SMT package
- Low insertion loss within working frequency range
- 1:1 impedance ratio
- Excellent solderability

## APPLICATIONS:

- Balanced unbalanced transformation between antenna and cable for TV tuner, STB

## ELECTRICAL SPECIFICATIONS:

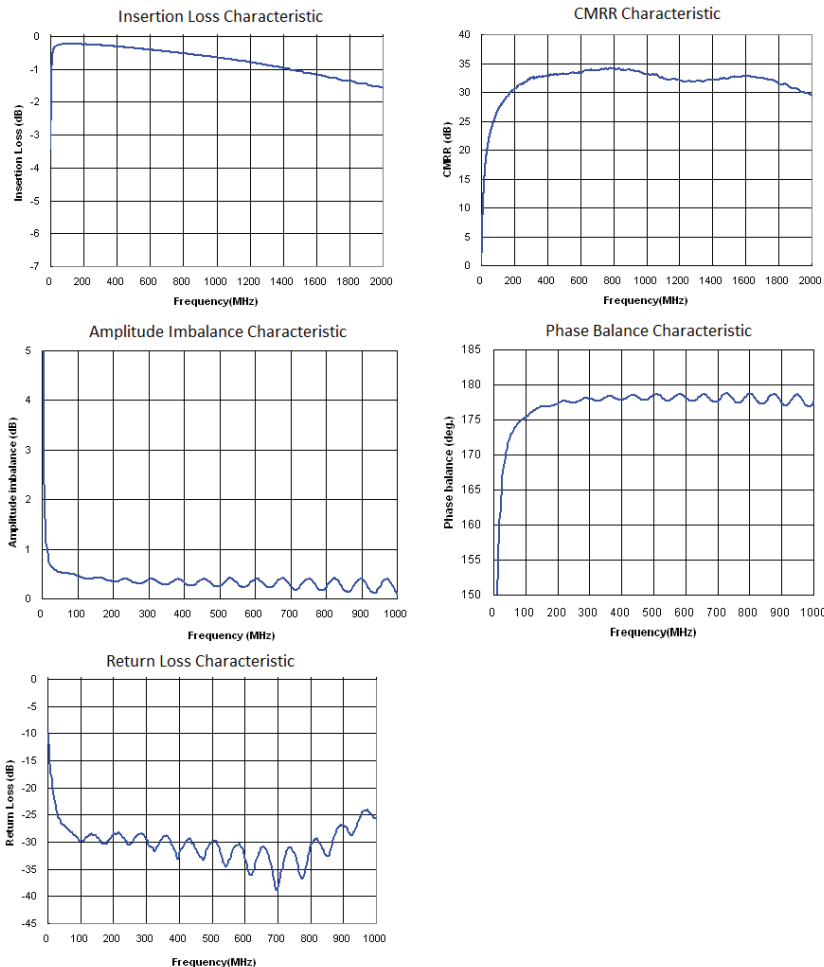
Operating Temperature: -40°C to +85°C

Storage Temperature: -10°C to +40°C, 70% RH max. in tape and reel

Part Number	Frequency Range (MHz)	Unbalance /Balance Impedance (ohm)	DC Resistance (Ω) Max	Rated Current (mA) Max	Insertion Loss max (dB)	CMRR min (dB)	Rated Voltage (Vdc)	Withstand Voltage (Vdc)	Insulation Resistance Min. (MΩ)
ABT-8-75-1	45~870	75/75	0.80	200	1.0	20	50	125	10
ABT-8-50-1	45~870	50/50	0.80	200	1.2	20	50	125	10
ABT-8-75-2	50~1200	75/75	0.40	300	1.5	20	50	125	10
ABT-8-75-3	1000~1500	75/75	0.42	290	1.4	20	50	125	10

## ELECTRICAL CHARACTERISTIC CURVES

### ABT-8-75-1



# Wire Wound Chip Balun Wide Band Transformer

ABT-8



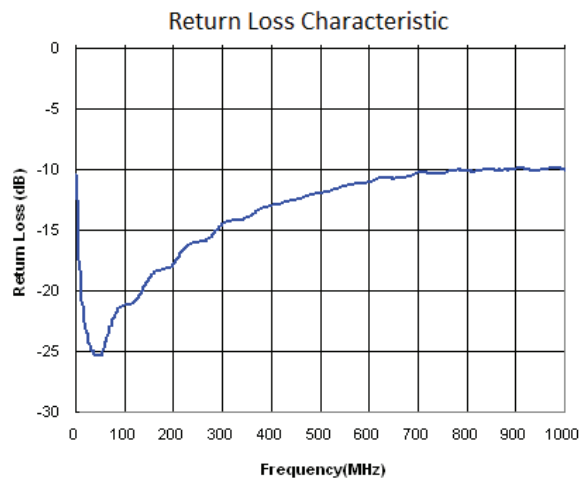
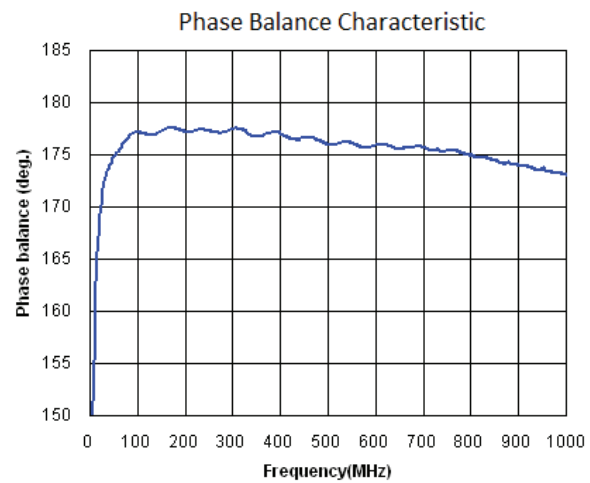
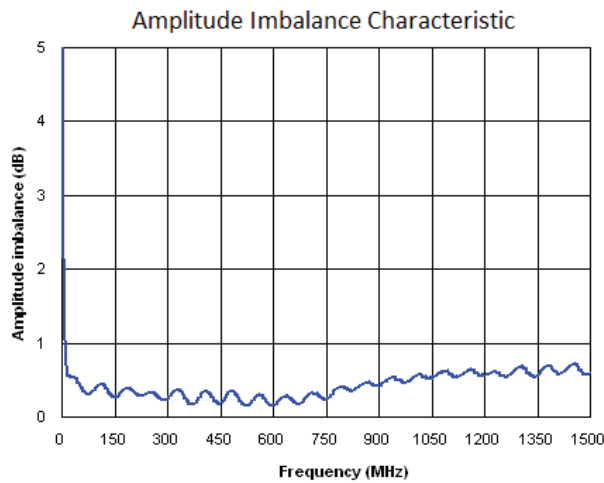
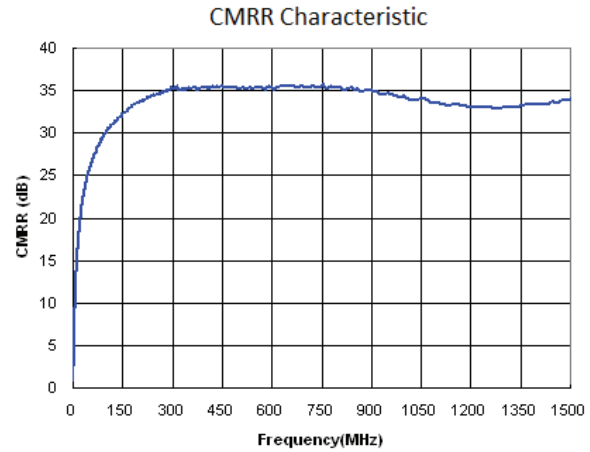
RoHS / RoHS II Compliant



2.0 x 1.2 x 1.2mm

## ELECTRICAL CHARACTERISTIC CURVES

ABT-8-50-1



# Wire Wound Chip Balun Wide Band Transformer

ABT-8



RoHS / RoHS II Compliant

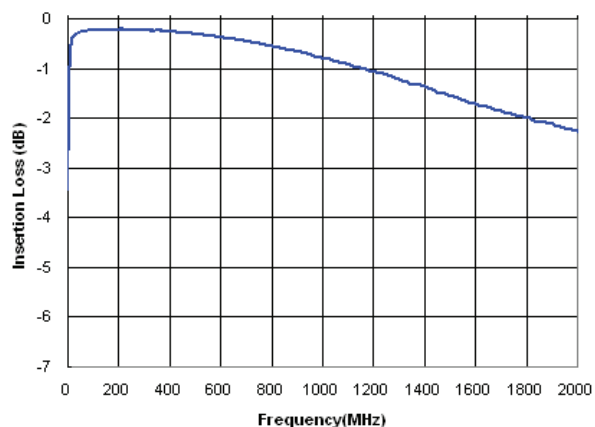


2.0 x 1.2 x 1.2mm

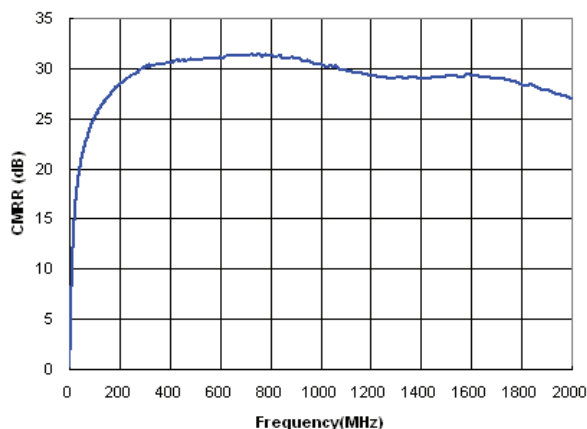
## ELECTRICAL CHARACTERISTIC CURVES

ABT-8-75-2

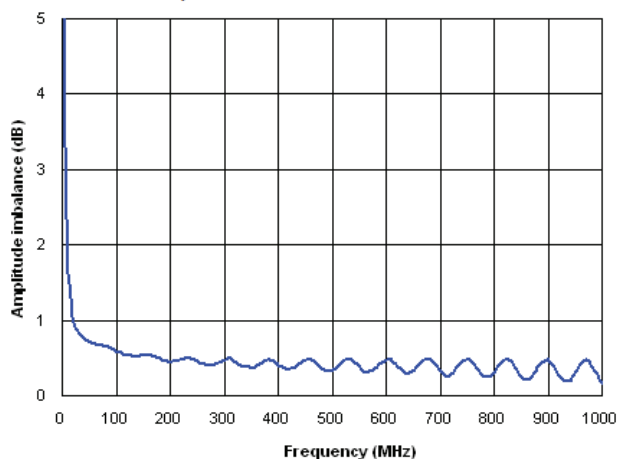
Insertion Loss Characteristic



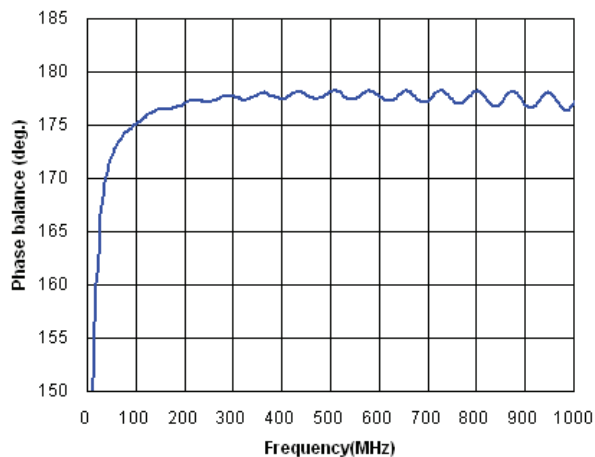
CMRR Characteristic



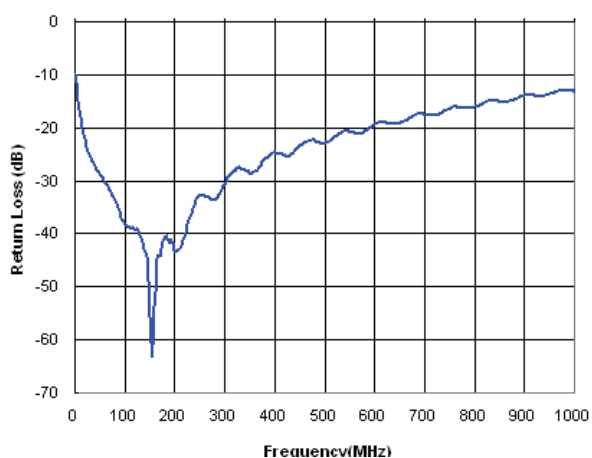
Amplitude Imbalance Characteristic



Phase Balance Characteristic



Return Loss Characteristic



# Wire Wound Chip Balun Wide Band Transformer

ABT-8



RoHS / RoHS II Compliant

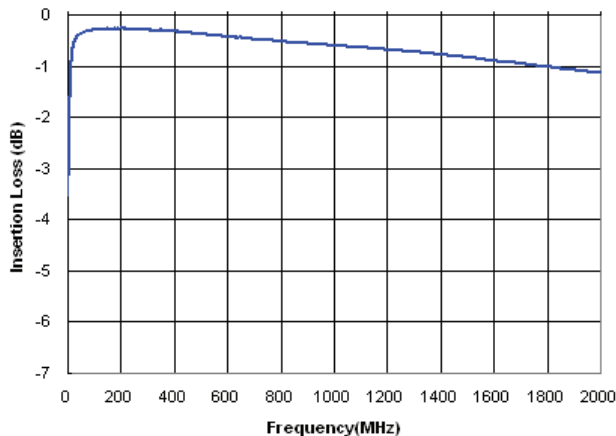


2.0 x 1.2 x 1.2mm

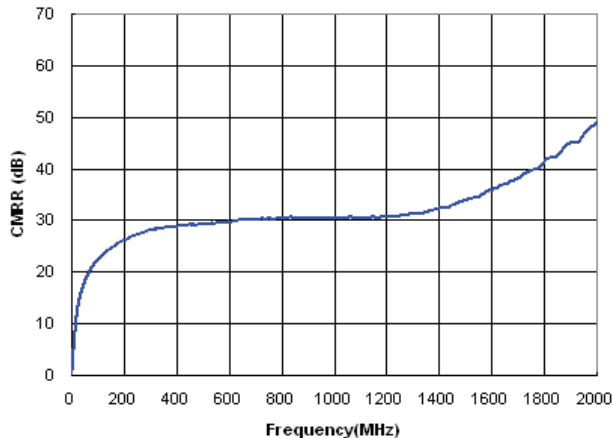
## ELECTRICAL CHARACTERISTIC CURVES

ABT-8-75-3

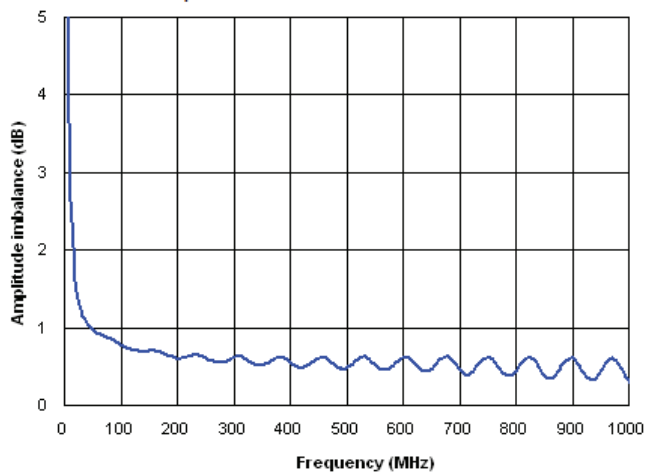
Insertion Loss Characteristic



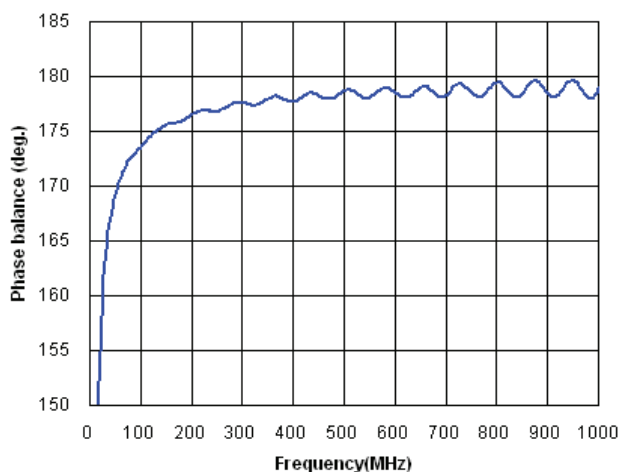
CMRR Characteristic



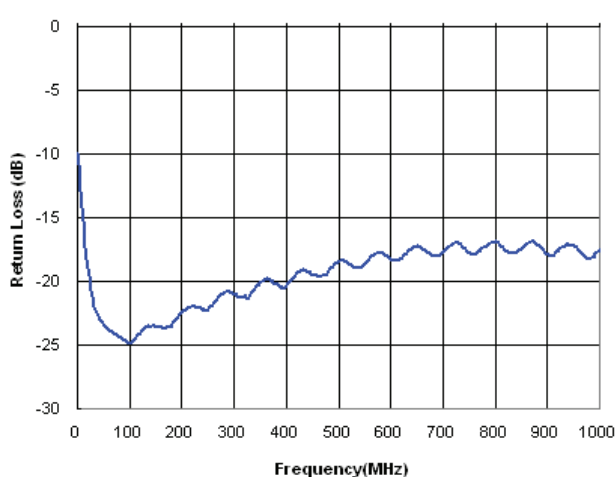
Amplitude Imbalance Characteristic



Phase Balance Characteristic



Return Loss Characteristic



# Wire Wound Chip Balun Wide Band Transformer

ABT-8

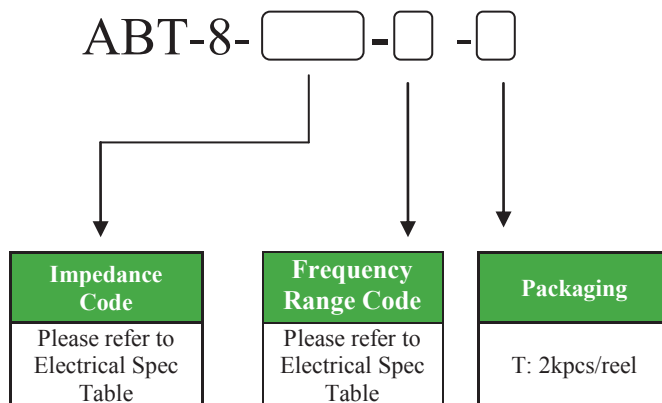


RoHS / RoHS II Compliant

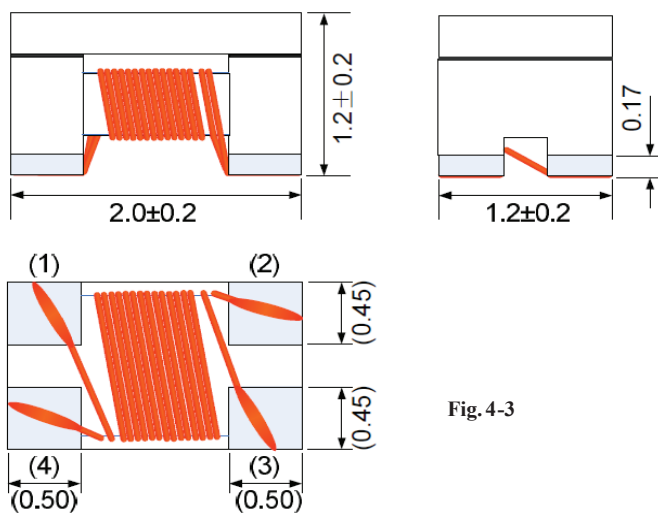


2.0 x 1.2 x 1.2mm

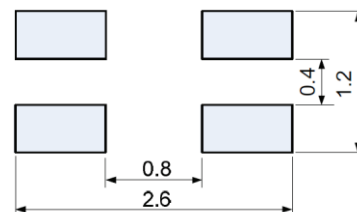
## PART IDENTIFICATION:



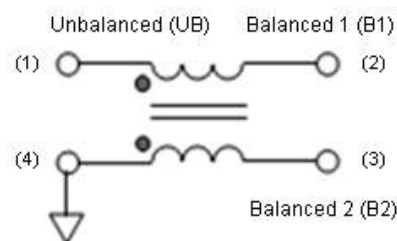
## OUTLINE DIMENSIONS:



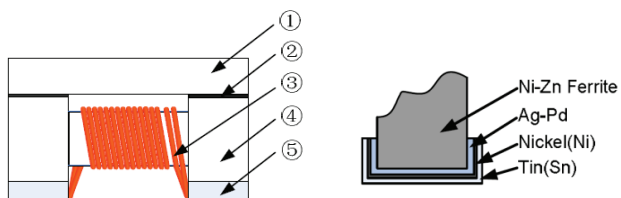
## Recommended Land Pattern



## Schematic



## Material Structure



No.	Part Name	Material Name
①	Lid	Ni-Zn Ferrite
②	Epoxy	Epoxy resin
③	Wire	Polyurethane system enameled copper wire
④	Core	Ni-Zn Ferrite
⑤	Electrode	(Ag-Pd)+Ni+Sn plating

Dimension: mm

# Wire Wound Chip Balun Wide Band Transformer

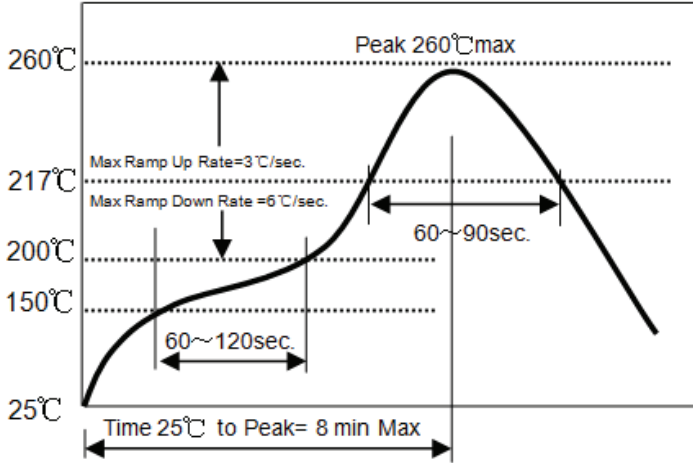
ABT-8

 RoHS / RoHS II Compliant



2.0 x 1.2 x 1.2mm

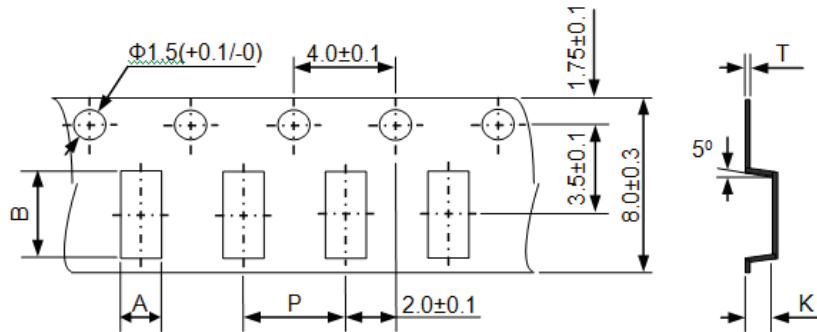
## REFLOW PROFILE:



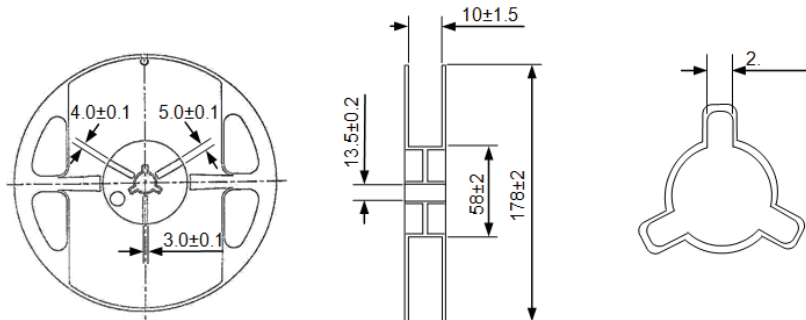
- △ Preheat condition: 150~200°C/60~120sec.
- △ Allowed time above 217°C: 60~90sec.
- △ Max temp: 260°C
- △ Max time at max temp: 10sec.
- △ Solder paste: Sn/3.0Ag/0.5Cu
- △ Allowed Reflow time: 2 times max.

## TAPE & REEL:

T= tape and reel (2,000pcs/reel)



A	B	P	K	T
1.55±0.2	2.25±0.2	4.0±0.1	1.45±0.1	0.2±0.1



Dimension: mm

**ATTENTION:** Abracon Corporation's products are COTS – Commercial-Off-The-Shelf products; suitable for Commercial, Industrial and, where designated, Automotive Applications. Abracon's products are not specifically designed for Military, Aviation, Aerospace, Life-dependant Medical applications or any application requiring high reliability where component failure could result in loss of life and/or property. For applications requiring high reliability and/or presenting an extreme operating environment, written consent and authorization from Abracon Corporation is required. Please contact Abracon Corporation for more information.

ABRACON IS  
ISO9001:2008  
CERTIFIED



2 Faraday, Suite# B | Irvine | CA 92618 Revised: 02.04.15

Ph. 949.546.8000 | Fax. 949.546.8001

Visit [www.abracon.com](http://www.abracon.com) for Terms and Conditions of Sale